

Upstream Suite

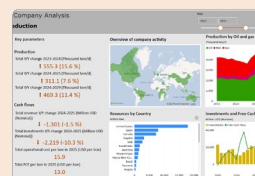
Capture upstream insights across technical, financial, and environmental metrics

Solutions and modules

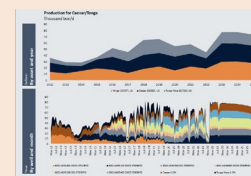


Upstream Solution

Unravel the full potential of the oil and gas industry with comprehensive, field-to-well-level market intelligence.



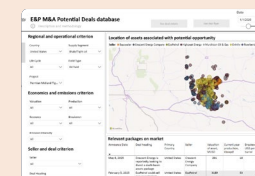
UCube




UCubeWell



UCubeExploration



UCubeM&A

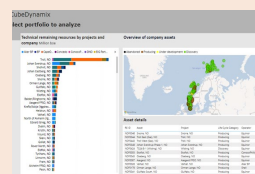


Upstream Analytics



Upstream Economic Model

In-depth analysis of the global upstream oil and gas industry



UCube Economic Model



Corporate Strategy

A one-stop shop to get insights into how the industry transforms



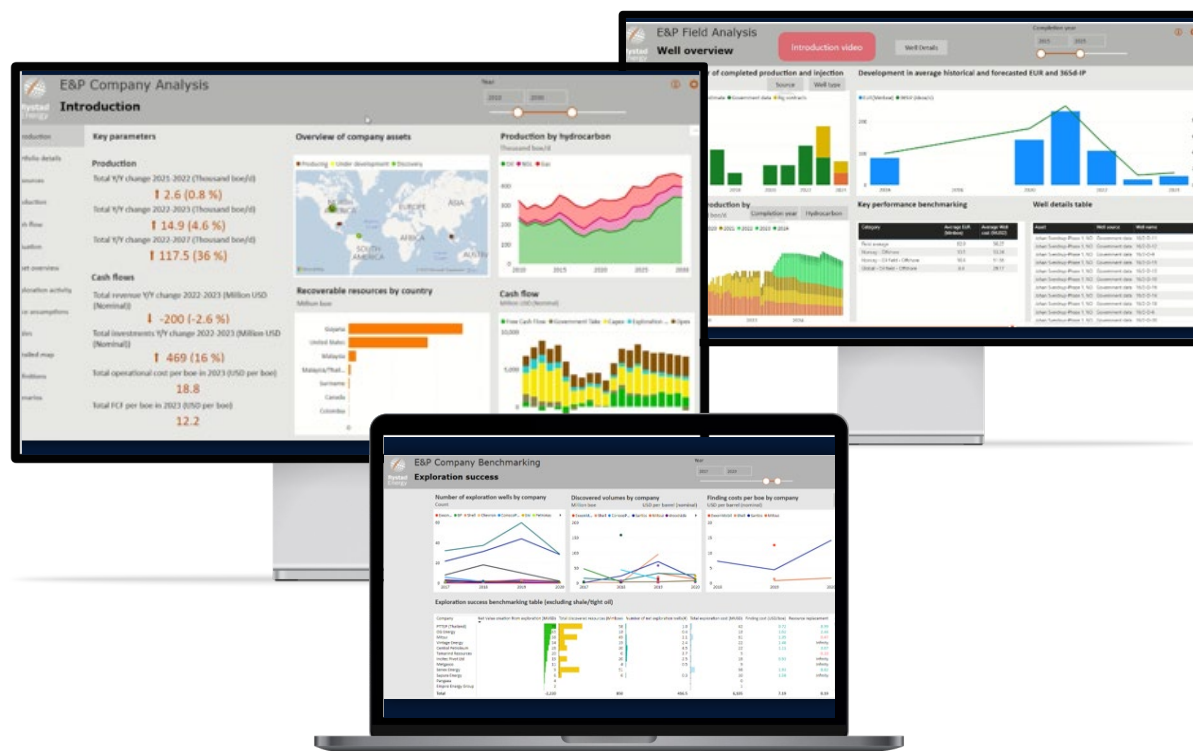
E&P Energy Transition dashboard



Corporate Strategy Analytics

Upstream Solution

Unravel the full potential of the oil and gas industry with comprehensive, field-to-well-level market intelligence



With Rystad Energy's Upstream Solution, you can access a unique oil and gas database that covers all global oil and gas exploration, production, and injector wells and data from more than **3 million historical wells**.

→ Study trends in drilling activity and well-level production with monthly granularity.

→ Benchmark performance between different E&P companies, like production growth, costs base, exploration success and value creation.

→ Compare production, reserves and economics at the country, company or field level.

→ Evaluate historical cost benchmarks across all geographies in the oil and gas industry using our bottom-up coverage.

→ Investigate the drivers behind revenue, investment, and cash flow development trends in the coming years, learning about the key projects influencing the company's strategy going forward.

→ More on our website



Upstream Solution

Solution coverage



Data

Can be accessed via:

Our proprietary Cube browsers: Gain deep and granular insights using our proprietary databases

Interactive web-based dashboards: Access data in easy-to-use interfaces curated for your workflows

Models: Fully editable, transparent, Excel-based models designed for better decision-making

What is included



Overview of the field life cycle, including producing fields, fields under development, discoveries and exploration licenses



Economic metrics consisting of investments, operational costs, government take, free cashflow and net present value



Complete coverage of oil and gas supply, including conventional and unconventional, onshore and offshore, and yet-to-find resources and portfolios

How this helps you




Detailed field-level economic evaluation and opportunities screening



In-depth competitor portfolio analysis and performance evaluation



Quantify the impact of the energy transition on the upstream industry



Analytics

Stay up to date on all aspects of the upstream industry through our trends reports, asset reports and frequent value-adding commentaries, offering analysis of recent industry news and developments, all prepared by leading industry experts.

Enhance productivity and unlock actionable insight with AskRystad, our AI-powered assistant.



Access historical and forecasted activity data, such as well counts, drilling days, exploration spending, awarded acreage and licensing rounds



Production data in the Cube Browser is available on a monthly granularity for crude oil, condensate, NGL and gas.



Economic Model, covering global oil and gas assets, companies and portfolios, catering for detailed valuations and sensitivity analyses



UCube Dynamix has the functionality to customize key input data, like prices and asset level information, and display the results in terms of production, cash flow and valuation.